










SPOTlight: School Year 2022-2023

Tacony Academy Charter School			
School Code	3404	Principal Name	Naimah Wimberly
Sector	Charter	Address	1330 Rhawn St
Network	Charters	Phone	
Report Type	High School	Admission Category	Citywide With Criteria
Receives K8 Report	Yes	October 1 Enrollment	364
Grades in Report	9 12		
Website	ap schools.org/tacony academy charter/		

School Performance Outcomes Table

CONDITIONS FOR SUCCESS				
Metric Name	2021-22 Results	2022-23 Results	2022-23 Progress	Metric Description
Student Attendance	48.2%	59.4%	+11.2 %-pts 	Percentage of students attending 90% or more of instructional days
Teacher Attendance	Not Applicable			Percentage of teachers attending 90% or more of work days
Student Dropouts (Grades 9-12)	0	0	+0 	Number of students no longer enrolled, and who did not transfer or graduate
Graduation Rate (4-Year Cohort)	96.5%	97.7%	+1.2 %-pts 	Percentage of students graduating high school within four years of first-time enrollment in 9th grade

ACADEMIC GOALS						
Metric Name	2018-19 Results*	2022-23 Results	2022-23 Progress	2018-19 Results*	2022-23 Results	2022-23 Progress
Goal 4: Best by 11th Grade	Keystone Proficient or Advanced			Keystone Below Basic		
Algebra 1	36.4%	20.9%	-15.5 %-pts 	8.1%	36.1%	+28.0 %-pts 
Biology	29.3%	11.6%	-17.7 %-pts 	37.4%	45.4%	+8.0 %-pts 
Literature	43.0%	40.7%	-2.3 %-pts 	23.0%	18.6%	-4.4 %-pts 

* Due to COVID-19 pandemic-related test cancellations and exemptions, Keystone results for 2022-23 are compared to pre-pandemic (2018-19) performance.

Metric Name	2021-22 Results	2022-23 Results	2022-23 Progress	Metric Description
Goal 5: Grade 12 CTE	NOCTI Competent or Advanced			
NOCTI	Insufficient Sample			Percentage of students passing the industry standards assessment specific to each Career and Technical Education (CTE) program

All SPOTlight indicator colors are based on unrounded changes in results. Percentage point changes are rounded to the nearest tenth for display.

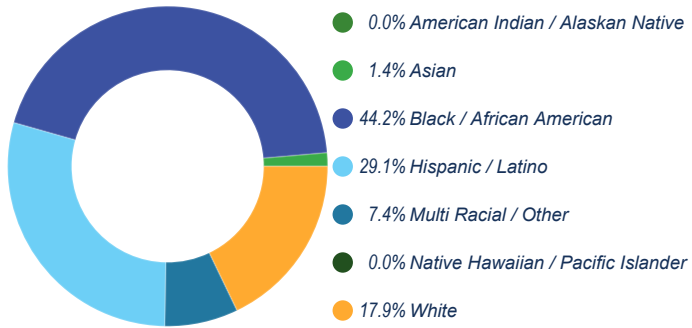
SPOTlight Legend:	Improving 	Maintaining 	Not Improving 
-------------------	---	--	---

Tacony Academy Charter School

2022-2023 SCHOOL PROGRESS REPORT ON EDUCATION AND EQUITY

School Code | 3404 Sector | Charter Network | Charters
 Principal Name | Naimah Wimberly Address | 1330 Rhawn St
 Phone | Website | ap-schools.org/tacony-academy-charter/
 Report Type | High School Grades in Report | 9-12
 Admissions Category | Citywide With Criteria
 Receives K8 Report | Yes Oct 1 Enrollment | 364

Student Enrollment and Demographics



374

of Students Served Over the Full Year

25.8%

% of Students with IEPs

3.0%

% of Students Identified as English Learners

81.0%

% of Students Identified as Economically Disadvantaged

Student Attendance

29.4%

% of Students Attending at Least 95% of Instructional Days

59.4%

% of Students Attending at Least 90% of Instructional Days

Score Level	Performance	Improvement	Level
Not Applicable for 2022-2023	Black / African American		
Performance Insufficient Data for Score	Insufficient Data for Score	Insufficient Data for Score	NA
	Hispanic / Latino		
Improvement Improving in 40.0% 4 out of 10 Eligible Metrics	Insufficient Data for Score	Insufficient Data for Score	NA
	Multi Racial / Other		
Goal Performance (All Students)	White		
Four-Year Cohort Graduation Rate	Insufficient Data for Score	Insufficient Data for Score	NA
Score: 97.7%	American Indian / Alaskan Native		
IMPROVING +1.2 From Prior Year ✓	Insufficient Data for Score	Insufficient Data for Score	NA
GOAL 4 Keystone: % of Students Proficient or Advanced on All 3 Keystones, Grade 11	Asian		
Score: 11.6%	Insufficient Data for Score	Insufficient Data for Score	NA
Not Applicable No Data Prior Year	Native Hawaiian / Pacific Islander		
GOAL 5 % of 12th Grade CTE Students Meeting Industry Standards	Insufficient Data for Score	Insufficient Data for Score	NA
Insufficient Sample	English Learners		
<ul style="list-style-type: none"> Improving Maintaining Not Improving Not Applicable 	Insufficient Data for Score	Insufficient Data for Score	NA
	Students with IEPs		
	Insufficient Data for Score	Insufficient Data for Score	NA
	Economically Disadvantaged		
	Insufficient Data for Score	Insufficient Data for Score	NA

Climate, Culture & Opportunity

Conditions for Success

School Code | 3404 School Name | Tacony Academy Charter School

% of Students Attending 90%+ of Days

All Students

374 Students

Score: 59.4%



IMPROVING

+11.2 From Prior Year



% of Students Attending

Greater Than 95% of Instructional Days

29.4%

90-95% of Instructional Days

30.0%

85-90% of Instructional Days

15.5%

80-85% of Instructional Days

9.6%

Less than 80% of Instructional Days

15.5%

Number of Dropouts

All Students

Grades 9-12

Students: 0

IMPROVING

+0.0 From Prior Year



% of Students Receiving Zero Out-of-School Suspensions

All Students

374 Students

Score: 88.5%



NOT IMPROVING

-5.9 From Prior Year



* Schools that are performing at the most positive value for a metric automatically receive a label of "Improving", even if no change in performance occurred.

Climate, Culture & Opportunity

Conditions for Success

School Code | 3404 School Name | Tacony Academy Charter School

% of Teachers Attending 90%+ of Days

Additional Teacher Metrics

All Teachers

Not Applicable

Data Unavailable
% of Teachers Rated as
Distinguished

Data Unavailable
% of Teachers Rated as
Proficient

Data Unavailable
Year-to-Year Teacher
Retention

** Schools that are performing at the most positive value for a metric automatically receive a label of "Improving", even if no change in performance occurred.*

College & Career: Every Student Graduates Ready for College and Careers

Conditions for Success

School Code | 3404 School Name | Tacony Academy Charter School

Four-Year Cohort Graduation Rate	Other Key Metrics		
<p>All Students 83 out of 85 Students</p> <p>Score: 97.7%</p> <p>IMPROVING +1.2 From Prior Year ✓</p>	<p>98.9% Ninth-Grade On-Track Rate</p> <p>41.7% First-Fall Matriculation</p> <p>45.8% % of Students Completing the FAFSA by End of 12th Grade</p>		
<p>Black / African American 28 out of 28 Students</p> <p>Score: 100.0%</p> <p>IMPROVING +3.1 From Prior Year ✓</p>			
<p>Hispanic / Latino 29 out of 30 Students</p> <p>Score: 96.7%</p> <p>IMPROVING +1.5 From Prior Year ✓</p>			
<p>Multi Racial / Other</p> <p>Insufficient Sample</p>			
<p>White</p> <p>Insufficient Sample</p>			
<p>American Indian / Alaskan Native</p> <p>Insufficient Sample</p>			
<p>Asian</p> <p>Insufficient Sample</p>			
<p>Native Hawaiian / Pacific Islander</p> <p>Insufficient Sample</p>			
<p>English Learners</p> <p>Insufficient Sample</p>			
<p>Students with IEPs</p> <p>Insufficient Sample</p>			
<p>Economically Disadvantaged</p> <p>Insufficient Sample</p>			

* Schools that are performing at the most positive value for a metric automatically receive a label of "Improving", even if no change in performance occurred.

College & Career: Every Student Graduates Ready for College and Careers

Goal 4 - Keystone Algebra I Proficiency, Grade 11

School Code | 3404 School Name | Tacony Academy Charter School

Keystone Algebra 1: % of Students Proficient or Advanced, Grade 11	Keystone Algebra 1: % of Students Below Basic, Grade 11
All Students <i>18 out of 86 Students</i> Score: 20.9% <div style="display: flex; align-items: center; gap: 10px;"> <div style="background-color: #e74c3c; color: white; padding: 2px 5px; border-radius: 10px;">NOT IMPROVING</div> -15.5 From Prior Year ✖ </div>	All Students <i>31 out of 86 Students</i> Score: 36.1% <div style="display: flex; align-items: center; gap: 10px;"> <div style="background-color: #e74c3c; color: white; padding: 2px 5px; border-radius: 10px;">NOT IMPROVING</div> +28.0 From Prior Year ✖ </div>
Black / African American <i>4 out of 37 Students</i> Score: 10.8% <div style="display: flex; align-items: center; gap: 10px;"> <div style="background-color: #5d6d7e; color: white; padding: 2px 5px; border-radius: 10px;">Not Applicable</div> No Data Prior Year ⊙ </div>	Black / African American <i>18 out of 37 Students</i> Score: 48.7% <div style="display: flex; align-items: center; gap: 10px;"> <div style="background-color: #5d6d7e; color: white; padding: 2px 5px; border-radius: 10px;">Not Applicable</div> No Data Prior Year ⊙ </div>
Hispanic / Latino <i>4 out of 23 Students</i> Score: 17.4% <div style="display: flex; align-items: center; gap: 10px;"> <div style="background-color: #5d6d7e; color: white; padding: 2px 5px; border-radius: 10px;">Not Applicable</div> No Data Prior Year ⊙ </div>	Hispanic / Latino <i>8 out of 23 Students</i> Score: 34.8% <div style="display: flex; align-items: center; gap: 10px;"> <div style="background-color: #5d6d7e; color: white; padding: 2px 5px; border-radius: 10px;">Not Applicable</div> No Data Prior Year ⊙ </div>
Multi Racial / Other <p style="text-align: center;">Insufficient Sample</p>	Multi Racial / Other <p style="text-align: center;">Insufficient Sample</p>
White <i>9 out of 23 Students</i> Score: 39.1% <div style="display: flex; align-items: center; gap: 10px;"> <div style="background-color: #5d6d7e; color: white; padding: 2px 5px; border-radius: 10px;">Not Applicable</div> No Data Prior Year ⊙ </div>	White <i>3 out of 23 Students</i> Score: 13.0% <div style="display: flex; align-items: center; gap: 10px;"> <div style="background-color: #5d6d7e; color: white; padding: 2px 5px; border-radius: 10px;">Not Applicable</div> No Data Prior Year ⊙ </div>
American Indian / Alaskan Native <p style="text-align: center;">Insufficient Sample</p>	American Indian / Alaskan Native <p style="text-align: center;">Insufficient Sample</p>
Asian <p style="text-align: center;">Insufficient Sample</p>	Asian <p style="text-align: center;">Insufficient Sample</p>
Native Hawaiian / Pacific Islander <p style="text-align: center;">Insufficient Sample</p>	Native Hawaiian / Pacific Islander <p style="text-align: center;">Insufficient Sample</p>
English Learners <p style="text-align: center;">Insufficient Sample</p>	English Learners <p style="text-align: center;">Insufficient Sample</p>
Students with IEPs <i>0 out of 21 Students</i> Score: 0.0% <div style="display: flex; align-items: center; gap: 10px;"> <div style="background-color: #5d6d7e; color: white; padding: 2px 5px; border-radius: 10px;">Not Applicable</div> No Data Prior Year ⊙ </div>	Students with IEPs <i>14 out of 21 Students</i> Score: 66.7% <div style="display: flex; align-items: center; gap: 10px;"> <div style="background-color: #5d6d7e; color: white; padding: 2px 5px; border-radius: 10px;">Not Applicable</div> No Data Prior Year ⊙ </div>
Economically Disadvantaged <i>9 out of 55 Students</i> Score: 16.4% <div style="display: flex; align-items: center; gap: 10px;"> <div style="background-color: #5d6d7e; color: white; padding: 2px 5px; border-radius: 10px;">Not Applicable</div> No Data Prior Year ⊙ </div>	Economically Disadvantaged <i>22 out of 55 Students</i> Score: 40.0% <div style="display: flex; align-items: center; gap: 10px;"> <div style="background-color: #5d6d7e; color: white; padding: 2px 5px; border-radius: 10px;">Not Applicable</div> No Data Prior Year ⊙ </div>

* Schools that are performing at the most positive value for a metric automatically receive a label of "Improving", even if no change in performance occurred.

* Due to COVID-19 pandemic-related test cancellations and exemptions, Keystone results for 2022-2023 are compared to pre-pandemic (2018-2019) performance; 2018-2019 subgroup data are not included.

College & Career: Every Student Graduates Ready for College and Careers

Goal 4 - Keystone Biology Proficiency, Grade 11

School Code | 3404 School Name | Tacony Academy Charter School

Keystone Biology: % of Students Proficient or Advanced, Grade 11	Keystone Biology: % of Students Below Basic, Grade 11
<p>All Students 10 out of 86 Students</p> <p>Score: 11.6% NOT IMPROVING -17.7 From Prior Year </p>	<p>All Students 39 out of 86 Students</p> <p>Score: 45.4% NOT IMPROVING +8.0 From Prior Year </p>
<p>Black / African American 2 out of 37 Students</p> <p>Score: 5.4% Not Applicable No Data Prior Year </p>	<p>Black / African American 20 out of 37 Students</p> <p>Score: 54.1% Not Applicable No Data Prior Year </p>
<p>Hispanic / Latino 2 out of 23 Students</p> <p>Score: 8.7% Not Applicable No Data Prior Year </p>	<p>Hispanic / Latino 10 out of 23 Students</p> <p>Score: 43.5% Not Applicable No Data Prior Year </p>
<p>Multi Racial / Other</p> <p>Insufficient Sample</p>	<p>Multi Racial / Other</p> <p>Insufficient Sample</p>
<p>White 5 out of 23 Students</p> <p>Score: 21.7% Not Applicable No Data Prior Year </p>	<p>White 7 out of 23 Students</p> <p>Score: 30.4% Not Applicable No Data Prior Year </p>
<p>American Indian / Alaskan Native</p> <p>Insufficient Sample</p>	<p>American Indian / Alaskan Native</p> <p>Insufficient Sample</p>
<p>Asian</p> <p>Insufficient Sample</p>	<p>Asian</p> <p>Insufficient Sample</p>
<p>Native Hawaiian / Pacific Islander</p> <p>Insufficient Sample</p>	<p>Native Hawaiian / Pacific Islander</p> <p>Insufficient Sample</p>
<p>English Learners</p> <p>Insufficient Sample</p>	<p>English Learners</p> <p>Insufficient Sample</p>
<p>Students with IEPs 0 out of 21 Students</p> <p>Score: 0.0% Not Applicable No Data Prior Year </p>	<p>Students with IEPs 13 out of 21 Students</p> <p>Score: 61.9% Not Applicable No Data Prior Year </p>
<p>Economically Disadvantaged 4 out of 55 Students</p> <p>Score: 7.3% Not Applicable No Data Prior Year </p>	<p>Economically Disadvantaged 29 out of 55 Students</p> <p>Score: 52.7% Not Applicable No Data Prior Year </p>

* Schools that are performing at the most positive value for a metric automatically receive a label of "Improving", even if no change in performance occurred.

* Due to COVID-19 pandemic-related test cancellations and exemptions, Keystone results for 2022-2023 are compared to pre-pandemic (2018-2019) performance; 2018-2019 subgroup data are not included.

College & Career: Every Student Graduates Ready for College and Careers

Goal 4 - Keystone Literature Proficiency, Grade 11

School Code | 3404 School Name | Tacony Academy Charter School

Keystone Literature: % of Students Proficient or Advanced, Grade 11	Keystone Literature: % of Students Below Basic, Grade 11
<p>All Students 35 out of 86 Students</p> <p>Score: 40.7% NOT IMPROVING -2.3 From Prior Year </p>	<p>All Students 16 out of 86 Students</p> <p>Score: 18.6% IMPROVING -4.4 From Prior Year </p>
<p>Black / African American 10 out of 37 Students</p> <p>Score: 27.0% Not Applicable No Data Prior Year </p>	<p>Black / African American 9 out of 37 Students</p> <p>Score: 24.3% Not Applicable No Data Prior Year </p>
<p>Hispanic / Latino 9 out of 23 Students</p> <p>Score: 39.1% Not Applicable No Data Prior Year </p>	<p>Hispanic / Latino 4 out of 23 Students</p> <p>Score: 17.4% Not Applicable No Data Prior Year </p>
<p>Multi Racial / Other</p> <p>Insufficient Sample</p>	<p>Multi Racial / Other</p> <p>Insufficient Sample</p>
<p>White 15 out of 23 Students</p> <p>Score: 65.2% Not Applicable No Data Prior Year </p>	<p>White 2 out of 23 Students</p> <p>Score: 8.7% Not Applicable No Data Prior Year </p>
<p>American Indian / Alaskan Native</p> <p>Insufficient Sample</p>	<p>American Indian / Alaskan Native</p> <p>Insufficient Sample</p>
<p>Asian</p> <p>Insufficient Sample</p>	<p>Asian</p> <p>Insufficient Sample</p>
<p>Native Hawaiian / Pacific Islander</p> <p>Insufficient Sample</p>	<p>Native Hawaiian / Pacific Islander</p> <p>Insufficient Sample</p>
<p>English Learners</p> <p>Insufficient Sample</p>	<p>English Learners</p> <p>Insufficient Sample</p>
<p>Students with IEPs 6 out of 21 Students</p> <p>Score: 28.6% Not Applicable No Data Prior Year </p>	<p>Students with IEPs 9 out of 21 Students</p> <p>Score: 42.9% Not Applicable No Data Prior Year </p>
<p>Economically Disadvantaged 19 out of 55 Students</p> <p>Score: 34.6% Not Applicable No Data Prior Year </p>	<p>Economically Disadvantaged 11 out of 55 Students</p> <p>Score: 20.0% Not Applicable No Data Prior Year </p>

* Schools that are performing at the most positive value for a metric automatically receive a label of "Improving", even if no change in performance occurred.

* Due to COVID-19 pandemic-related test cancellations and exemptions, Keystone results for 2022-2023 are compared to pre-pandemic (2018-2019) performance; 2018-2019 subgroup data are not included.

College & Career: Every Student Graduates Ready for College and Careers

Goal 4 - Keystone Overall Proficiency, Grade 11

Goal 5 - Career and Technical Education, Grade 12

School Code | 3404 School Name | Tacony Academy Charter School

Keystone All Subjects: % of Students Proficient or Advanced, Grade 11

All Students

10 out of 86 Students

Score: 11.6%

Not Applicable

No Data Prior Year



Black / African American

2 out of 37 Students

Score: 5.4%

Not Applicable

No Data Prior Year



Hispanic / Latino

2 out of 23 Students

Score: 8.7%

Not Applicable

No Data Prior Year



Multi Racial / Other

Insufficient Sample

White

5 out of 23 Students

Score: 21.7%

Not Applicable

No Data Prior Year



American Indian / Alaskan Native

Insufficient Sample

Asian

Insufficient Sample

Native Hawaiian / Pacific Islander

Insufficient Sample

English Learners

Insufficient Sample

Students with IEPs

0 out of 21 Students

Score: 0.0%

Not Applicable

No Data Prior Year



Economically Disadvantaged

4 out of 55 Students

Score: 7.3%

Not Applicable

No Data Prior Year



% of 12th Grade CTE Students Meeting Industry Standards

All Students

Insufficient Sample

* Schools that are performing at the most positive value for a metric automatically receive a label of "Improving", even if no change in performance occurred.

* Due to COVID-19 pandemic-related test cancellations and exemptions, Keystone results for 2022-2023 are compared to pre-pandemic (2018-2019) performance; 2018-2019 subgroup data are not included.